



Uyghur Forced Labor Prevention Act Statistics

The Uyghur Forced Labor Prevention Act (UFLPA) establishes a rebuttable presumption that the importation of any goods, wares, articles, and merchandise mined, produced, or manufactured wholly or in part in the Xinjiang Uyghur Autonomous Region of the People's Republic of China, or produced by certain entities, is prohibited by Section 307 of the Tariff Act of 1930 and that such goods, wares, articles, and merchandise are not entitled to entry to the United States. The presumption applies unless the Commissioner of U.S. Customs and Border Protection (CBP) determines, through clear and convincing evidence, that the goods, wares, articles, or merchandise were not produced using forced labor or that UFLPA does not apply to the goods, wares, or merchandise seeking to be entered into the United States. The statistics provided below are shipments subjected to UFLPA reviews or enforcement actions.

For more information on the terms and metrics used in this dashboard, please view the [data dictionary](#). To access more trade-related data, please visit the [CBP Data Portal](#).

Note: *The below charts are fully interactive. Clicking on chart elements will result in data filtering and produce metrics based on user selections.*



U.S. Customs and Border Protection

U.S. Customs and Border Protection (CBP) Uyghur Forced Labor Prevention Act Enforcement Statistics June FY2022 to FY2023 to date

Shipment Metrics

Total
4,269

Denied
679

Released
1,608

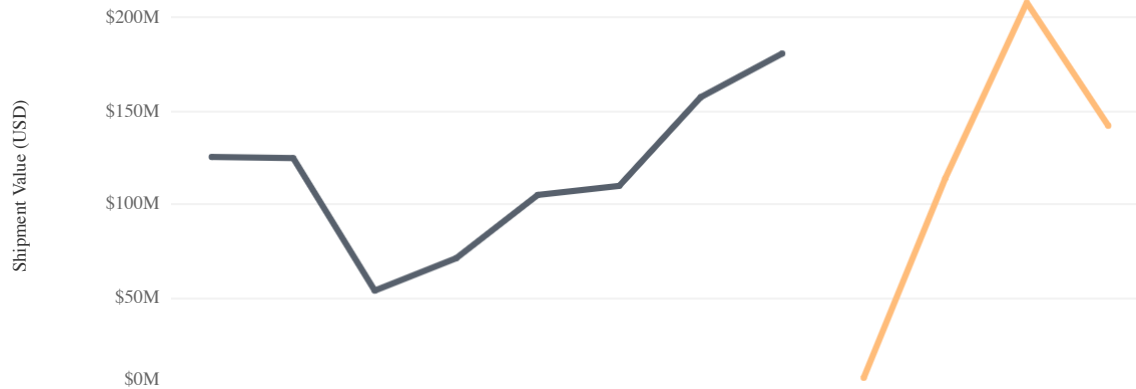
Value (USD)
\$1,395M

FY Industry Exam Result Country of Origin

Reset Filters

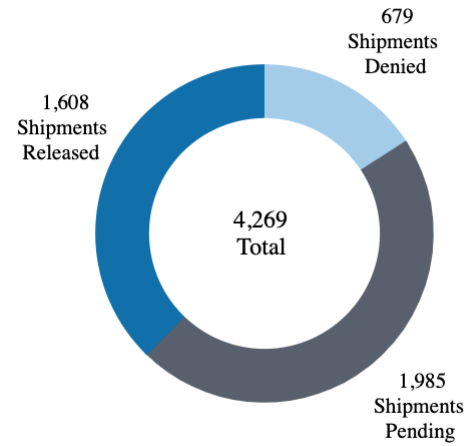
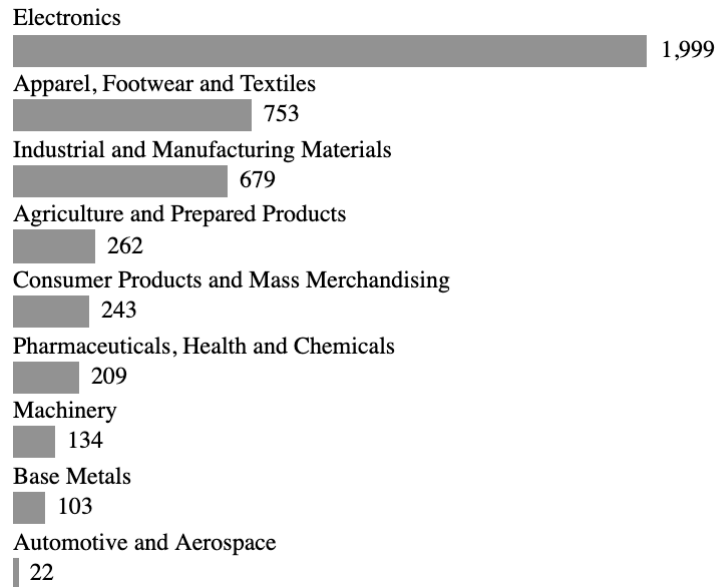
FY ■ 2022 ■ 2023 (FYTD)

Shipment Value (USD) by Month

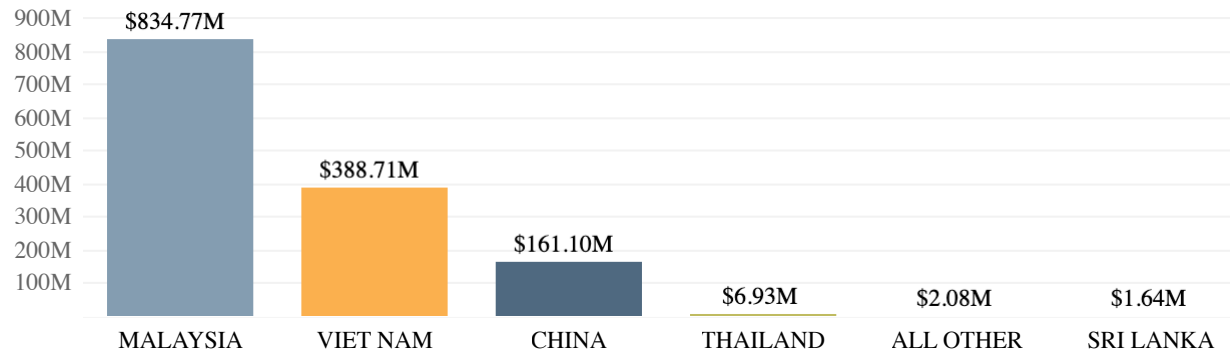


	OCT	NOV	DEC	JAN	FEB	MAR	APR	MAY	JUN	JUL	AUG	SEP	Total
2023 (FYTD)	\$125.0M	\$124.4M	\$53.9M	\$71.1M	\$104.8M	\$109.6M	\$156.8M	\$179.9M					\$925M
2022									\$7.6M	\$113.6M	\$207.1M	\$141.6M	\$470M

Shipment Count by Industry and Exam Result



Shipment Value (USD) by Country of Origin



Disclaimer & Data Source: Statistical information is subject to change due to corrections or additional information. Data is provided by the Forced Labor Division and is current as of 05/29/2023.

Please contact UFLPAInquiry@cbp.dhs.gov for assistance.

Related Resources

Trade

[Forced Labor](#)

[Uyghur Forced Labor Prevention Act \(UFLPA\)](#)

Partner Resources

[Uyghur Forced Labor Prevention Act \(UFLPA\) | DHS](#) 

[UFLPA Strategy | DHS](#) 

[UFLPA Entity List | DHS](#) 

[Forced Labor Enforcement Task Force | DHS](#) 

Tags: [Forced Labor](#), [Statistics](#), [Trade](#), [Trade Decisions](#), [Trade Enforcement](#)

Last Modified: June 21, 2023